T4LH

● Origin on the non-motor side is selectable

● Controller: 100V / 200V

Ordering method

T4LH - [ ] - [ ] - [ ] - [ ] - [ ] - [ ] - **TSX** [ ] - [ ] - [ ] - [ ]

Model	Lead designation	Brake	Origin position change	Grease type	Stroke	Cable length Note 1
	12: 12mm 6: 6mm 2: 2mm	No entry: No brakes BK: Brakes provided	None: Standard Z: Non-motor side	None: Standard GC: Clean	50 to 400 (50mm pitch)	3L: 3.5m 5L: 5m 10L: 10m 3K/5K/10K (Flexible cable)

TSX				
Positioner Note 2	Driver: Power-supply voltage / Power capacity	LCD monitor	I/O selection	Battery
TS-X	105: 100V/100W or less 205: 200V/100W or less	No entry: None L: With LCD	NP: NPN PN: PNP CC: CC-Link DN: DeviceNet™ EP: EtherNet/IP™ PT: PROFINET GW: No I/O board Note 3	B: With battery (Absolute) N: None (Incremental)

SR1-X				
Controller	Driver: Power capacity	Usable for CE	I/O selection	Battery
	05: 100W or less	No entry: Standard E: CE marking	N: NPN P: PNP CC: CC-Link DN: DeviceNet™ PB: PROFIBUS	B: With battery (Absolute) N: None (Incremental)

RDV-X		
Driver	Power-supply voltage	Driver: Power capacity
	2: AC200V	05: 100W or less

Note 1. The robot cable is standard cable (3L/5L/10L), but can be changed to flexible cable. See P.594 for details on robot cable.
Note 2. See P.498 for DIN rail mounting bracket.
Note 3. Select this selection when using the gateway function. For details, see P.60.

Specifications

AC servo motor output (W)		30		
Repeatability Note 1 (mm)		+/-0.02		
Deceleration mechanism		Ball screw φ8 (Class C10)		
Ball screw lead (mm)		12	6	2
Maximum speed (mm/sec)		720	360	120
Maximum payload (kg)	Horizontal	4.5	6	6
	Vertical	1.2	2.4	7.2
Rated thrust (N)		32	64	153
Stroke (mm)		50 to 400 (50mm pitch)		
Overall length (mm)	Horizontal	Stroke+198		
	Vertical	Stroke+236		
Maximum dimensions of cross section of main unit (mm)		W45 × H53		
Cable length (m)		Standard: 3.5 / Option: 5,10		
Linear guide type		2 rows of gothic arch grooves × 1 rail		
Position detector		Resolvers Note 2		
Resolution (Pulse/rotation)		16384		

Note 1. Positioning repeatability in one direction.
Note 2. Position detectors (resolvers) are common to incremental and absolute specifications. If the controller has a backup function then it will be absolute specifications.

Allowable overhang Note

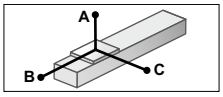

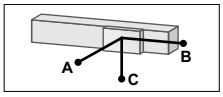

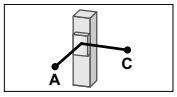

Horizontal installation (Unit: mm)

		A	B	C
Lead 12	2kg	341	90	174
	4.5kg	172	37	72
Lead 6	3kg	355	58	134
	6kg	235	27	62
Lead 2	3kg	1105	59	142
	6kg	520	27	66

Wall installation (Unit: mm)

		A	B	C
Lead 12	2kg	140	73	300
	4.5kg	47	22	119
Lead 6	3kg	105	42	260
	6kg	31	11	135
Lead 2	3kg	113	42	810
	6kg	32	11	305

Vertical installation (Unit: mm)

		A	C
Lead 12	1.2kg	122	121
Lead 6	2.4kg	56	57
Lead 2	3kg	41	42
	7.2kg	0	0

Note. Distance from center of slider top to center of gravity of object being carried at a guide service life of 10,000 km.
Note. Service life is calculated for 300mm stroke models.

Static loading moment

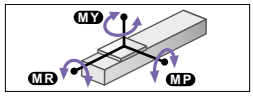

(Unit: N·m)

MY	MP	MR
15	19	18

Controller

Controller	Operation method
SR1-X05 RCX221/222 RCX240/340	Programming / I/O point trace / Remote command / Operation using RS-232C communication
TS-X105 TS-X205	I/O point trace / Remote command
RDV-X205	Pulse train control

T4LH

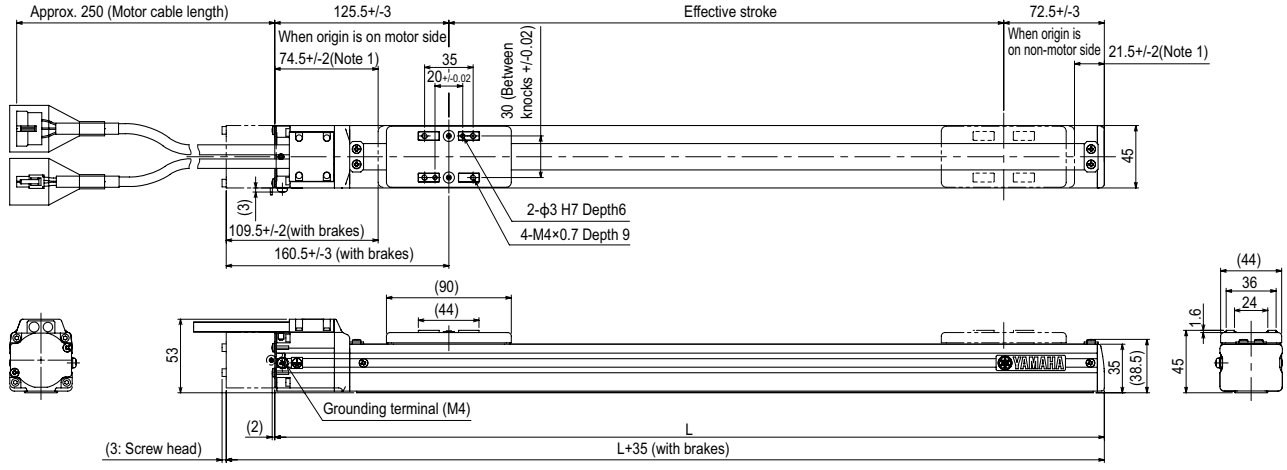

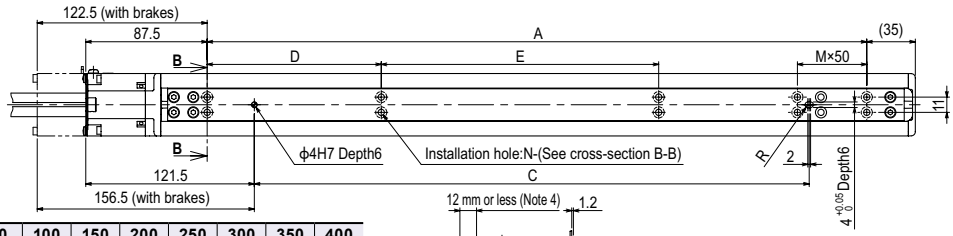

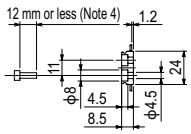

Cross-section B-B

Effective stroke		50	100	150	200	250	300	350	400
L		248	298	348	398	448	498	548	598
A		125.5	175.5	225.5	275.5	325.5	375.5	425.5	475.5
C		50	100	150	200	250	300	350	400
D		-	-	-	-	125.5	125.5	125.5	125.5
E		-	-	-	-	-	-	200	200
M		0	1	2	3	0	1	0	1
N		4	6	8	10	6	8	8	10
Weight (kg) Note 3		1.1	1.2	1.4	1.5	1.6	1.7	1.8	1.9
Maximum speed for each stroke (mm/sec)	Lead 12	720							
	Lead 6	360							
	Lead 2	120							

Note 1. Stop positions are determined by the mechanical stoppers at both ends.
Note 2. Minimum bend radius of motor cable is R30.
Note 3. Weight of models with no brake. The weight of brake-attached models is 0.2 kg heavier than the models with no brake shown in the table.
Note 4. The under-head length of the hex socket-head bolt (M4×0.7) to be used for the installation work is 12mm or less.
Note 5. External view of T4LH is identical to T4L.

Controller SR1-X ▶ 516 TS-X ▶ 490 RDV-X ▶ 504